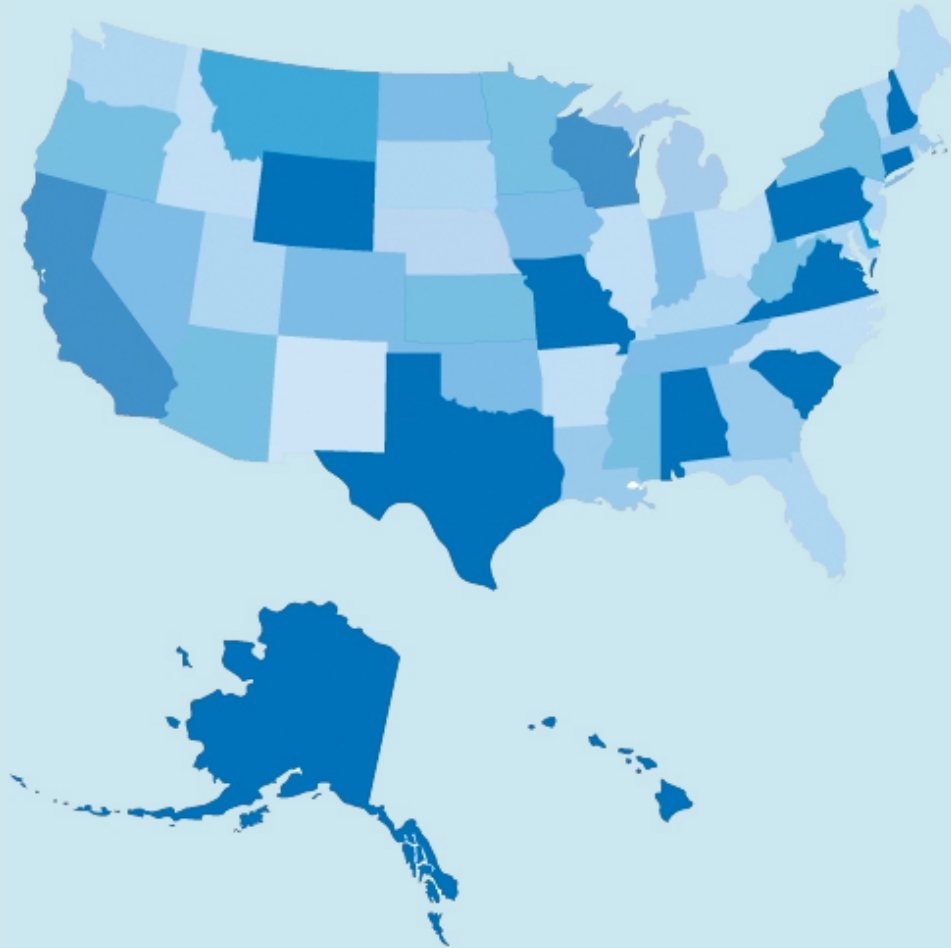



**WHAT HAPPENS
WHEN PEOPLE
WHO
CAN VOTE
DON'T VOTE?**

The total population of the US was
325,719,178 in 2017



Here's a graphic where each figure represents about 30 million people.



$30 \times 10 = 300,000,000$ or 300 million people
(the approximate US population).


But not everyone is allowed to vote...




WHO

CAN'T VOTE?

PEOPLE **UNDER 18** CAN'T VOTE



US Census says there were about 73,612,534 minors in the US in 2017



**THREE GROUPS OF PEOPLE WHO
ARE OVER 18 YEARS OLD
CAN'T VOTE....**

GROUP ONE: SOME PEOPLE IN THE PRISON SYSTEM CAN'T VOTE

The total number of people who can't vote due to a felony conviction has been estimated at **6.1 million** – but many more people who have been convicted of a felony in the past don't realize that they are actually eligible to vote now.

GROUP TWO: PEOPLE JUDGED “MENTALLY INCOMPETENT” CAN'T VOTE

Over half the states in the US have laws that limit people from voting if they have been ruled "mentally incapacitated," or "incompetent" by a court. This includes people in institutions and people with appointed guardians. Total figures are hard to gauge.

GROUP THREE:



PEOPLE WHO ARE **DOCUMENTED** NON-CITIZENS

CAN'T VOTE


There are 10 million documented non-citizens in the US. (The number of undocumented non-citizens has been estimated at about 12 million - but they are not included in the US Census Bureau's total population figure.)

So...PEOPLE OVER 18 WHO **CAN'T VOTE** total one figure:

- 1) some felons in the prison system
- 2) judged “mentally incompetent”
- 3) documented non-citizens







**This leaves 7 figures - over 200 million
eligible US voters!**



WHAT DID THEY DO IN THE 2016 ELECTION?

136,435,538 Voted!

- 48.5% of the total voters (65,853,516) voted **Democratic**
- 46.4% of the total voters (62,984,825) voted **Republican**



- 5.1% of the total voters (7,597,197) voted for other parties or wrote in names

So let's review...



We have people who can't vote....People who voted....and **over 90 MILLION nonvoters?**

Why don't people vote?



- 1. I can't get to the polls**
- 2. I'm not into politics**
- 3. I don't know enough about the candidates or the issues**
- 4. I don't like these candidates**
- 5. My vote won't count**
- 6. Registration is too hard**
- 7. The weather is too bad**
- 8. Nothing in politics can change**

What's your response to these statements?

**WHAT HAPPENS
WHEN PEOPLE
WHO
CAN VOTE
DON'T VOTE?**

Your vote matters!

- After an extremely close race in the Virginia House of Delegates (District 94 - Newport News), Democrat, Shelly Simonds was declared the winner by just one vote. Another ballot was found which supported her opponent, Republican David Yancey. After judges rejected Democrats' challenge of a single vote, the race was declared a tie and decided by drawing lots. Yancey was declared the winner in January, 2018.
- The closest election in Senate history was the 1974 New Hampshire race which ended in a two-vote margin of victory after several recounts. The ensuing challenges lasted eight months and ended with a full senate investigation and the ordering of a new election. The Democratic candidate, John Durkin, then won by a wider margin.

What would happen if **EVERYONE
who could vote did vote?**

Sources

- US Population figures are from US Census Bureau, July 2017:
<https://www.census.gov/quickfacts/fact/table/US/PST045217>
- Information on Felon Voting Rights are from the National Conference of State Legislatures:
<http://www.ncsl.org/research/elections-and-campaigns/felon-voting-rights.aspx>
- The Sentencing Project reports that 6 million Americans can't vote due to a felony conviction:
<https://www.sentencingproject.org/issues/felony-disenfranchisement/>
- The Bazelon Center for Mental Health Law has a Voting Rights Guide:
http://www.bazelon.org/wp-content/uploads/2017/11/2016_Voter-Guide-Plain-Language.pdf
- Pew Trusts' article on mental incompetence:
<https://www.pewtrusts.org/en/research-and-analysis/blogs/stateline/2018/03/21/thousands-lose-right-to-vote-under-incompetence-laws>
- Migration Policy Institute's statistics on US migrants:
<https://www.migrationpolicy.org/article/frequently-requested-statistics-immigrants-and-immigration-united-states>
- Voting figures for the 2016 national election are from CNN:
<https://www.cnn.com/election/2016/results>
- Slideshow on close elections from CNN:
<https://www.cnn.com/2012/10/11/politics/gallery/closest-us-elections/index.html>

Comments: austinactivism@gmail.com